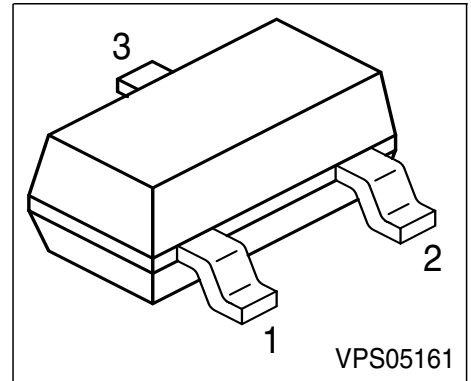
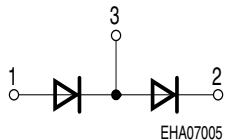


Silicon Schottky Diodes

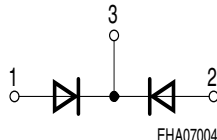
- General-purpose diode for high-speed switching
- Circuit protection
- Voltage clamping
- High-level detecting and mixing


BAS 40

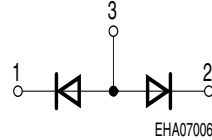

EHA07002

BAS 40-04


EHA07005

BAS 40-05


EHA07004

BAS 40-06


EHA07006

Type	Marking	Pin Configuration		Package
BAS 40	43s	1 = A	2 n.c.	SOT-23
BAS 40-04	44s	1 = A1	2 = C2	SOT-23
BAS 40-05	45s	1 = A1	2 = A2	SOT-23
BAS 40-06	46s	1 = C1	2 = C2	SOT-23

Maximum Ratings

Parameter	Symbol	Value	Unit
Diode reverse voltage	V_R	40	V
Forward current	I_F	120	mA
Surge forward current, $t \leq 10$ ms	I_{FSM}	200	
Total power dissipation BAS 40, $T_S \leq 81^\circ\text{C}$	P_{tot}	250	mW
BAS 40-04, BAS 40-05, BAS 40-06, $T_S \leq 55^\circ\text{C}$	P_{tot}	250	
Junction temperature	T_j	150	$^\circ\text{C}$
Operating temperature range	T_{op}	-55 ... 150	
Storage temperature	T_{stg}	-55 ... 150	

Thermal Resistance

Junction - ambient ¹⁾ BAS 40	R_{thJA}	≤ 345	K/W
Junction - ambient BAS 40-04 ...	R_{thJA}	≤ 515	
Junction - soldering point BAS 40	R_{thJS}	≤ 275	
Junction - soldering point BAS 40-04 ...	R_{thJS}	≤ 375	

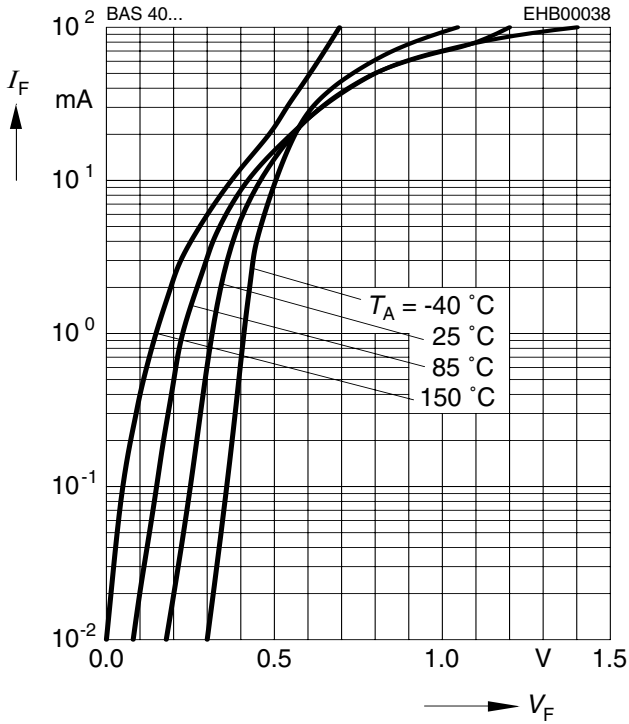
 1) Package mounted on epoxy pcb 40mm x 40mm x 1.5mm / 6cm² Cu

Electrical Characteristics at $T_A = 25^\circ\text{C}$, unless otherwise specified.

Parameter	Symbol	Values			Unit
		min.	typ.	max.	
DC characteristics					
Breakdown voltage $I_{(BR)} = 10 \mu\text{A}$	$V_{(BR)}$	40	-	-	V
Reverse current $V_R = 30 \text{ V}$ $V_R = 40 \text{ V}$	I_R	- -	- -	1 10	μA
Forward voltage $I_F = 1 \text{ mA}$ $I_F = 10 \text{ mA}$ $I_F = 40 \text{ mA}$	V_F	- - -	310 450 720	380 500 1000	mV
AC characteristics					
Diode capacitance $V_R = 0 \text{ V}, f = 1 \text{ MHz}$	C_T	-	4	5	pF
Charge carrier life time $I_F = 25 \text{ mA}$	τ	-	-	100	ps
Differential forward resistance $I_F = 10 \text{ mA}, f = 10 \text{ kHz}$	R_F	-	10	-	Ω

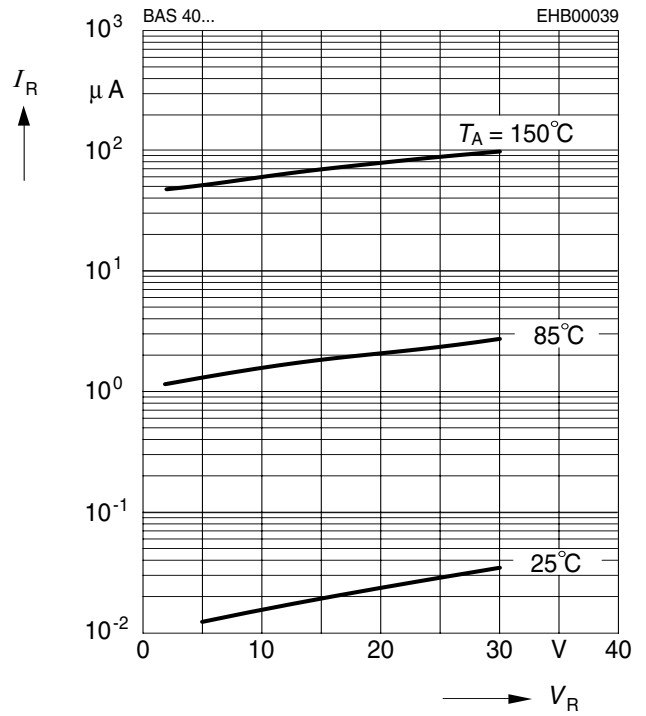
Forward current $I_F = f(V_F)$

$T_A = 25^\circ\text{C}$



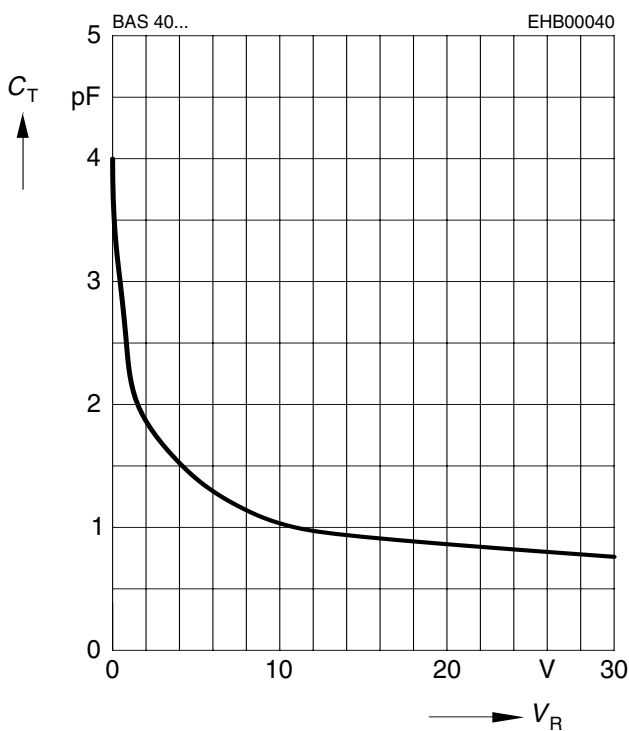
Reverse current $I_R = f(V_R)$

$T_A = \text{Parameter}$



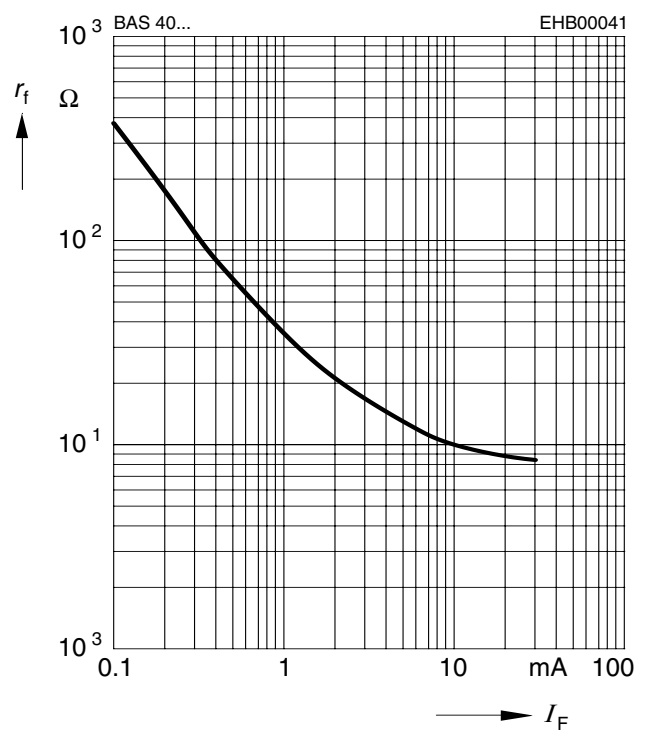
Diode capacitance $C_T = f(V_R)$

$f = 1\text{MHz}$



Differential forward resistance $r_f = f(I_F)$

$f = 10\text{kHz}$



Forward current $I_F = f(T_A^*; T_S)$

* Package mounted on epoxy

